

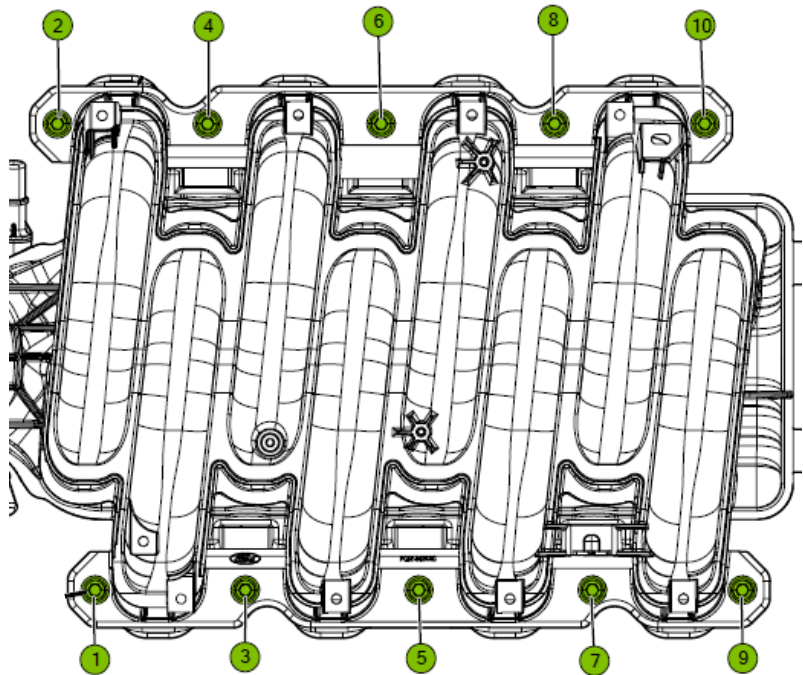



# M-9424-73LP 2021- current 7.3L engines Performance Intake Manifold

NO PART OF THIS DOCUMENT MAY BE REPRODUCED WITHOUT PRIOR WRITTEN PERMISSION OF FORD PERFORMANCE PARTS  
© Ford Motor Company 2021

PRIOR TO INSTALLATION READ THESE INSTRUCTION COMPLETELY  
For questions, Call the FORD PERFORMANCE Techline 1-800-367-3788

Please visit <https://www.performanceparts.ford.com> for warranty information



### SINGLE WRENCH METHOD (SERVICE):

1. HAND START (10) M6 FASTENERS.
2. ZERO TORQUE ALL FASTENERS.
3. TORQUE ALL FASTENERS TO 10 +/- 1.5 Nm IN THE FOLLOWING SEQUENCE.
4. ROTATE FASTENERS 45 +/- 15 DEG CLOCKWISE IN THE FOLLOWING SEQUENCE A MAXIMUM OF (5) RUNDOWNS IS ALLOWED.

TORQUE SEQUENCE: #6-5-4-3-8-7-2-1-10-9

Throttle body bolt torque = 10Nm + 60deg

Service intake manifold fastener = 5F2Z-9Y450-A

Ford Factory Shop Manual purchase options [www.motorcraftservice.com](http://www.motorcraftservice.com)

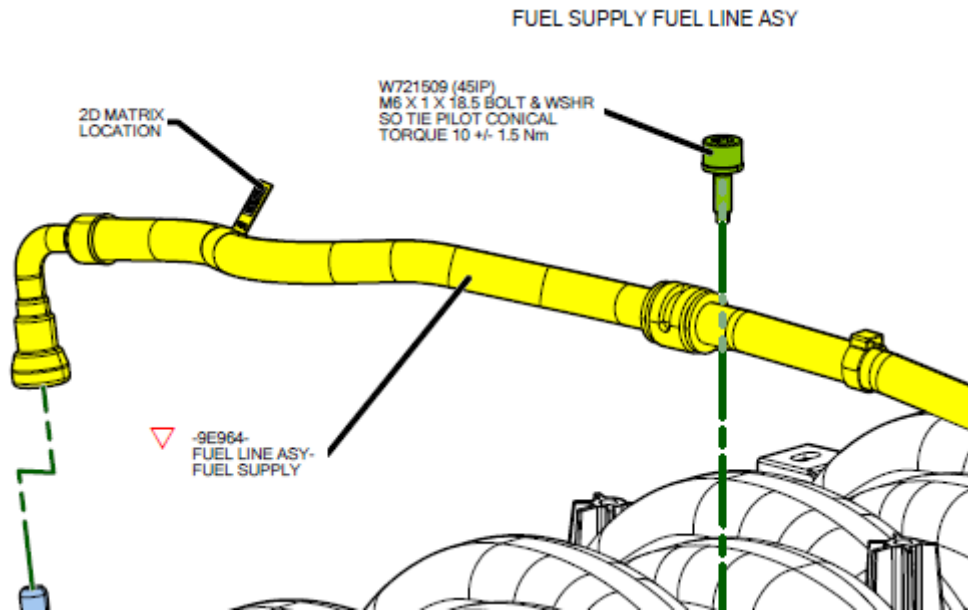


FORD PERFORMANCE

M-9424-73LP  
2021- current 7.3L engines  
Performance Intake Manifold

NO PART OF THIS DOCUMENT MAY BE REPRODUCED WITHOUT PRIOR WRITTEN PERMISSION OF FORD PERFORMANCE PARTS  
© Ford Motor Company 2021

Remove fuel hose bracket from fuel rail, flip over the bracket, then reinstall. This will provide clearance for the fuel hose to appearance cover.



Ford Factory Shop Manual purchase options [www.motorcraftservice.com](http://www.motorcraftservice.com)